

Effect of COVID-19 Lockdown on Health of Police Personnel in Eluru, Andhra Pradesh

Anjali Mediboina,¹  Meghana Bhupathi,¹ 

Abstract

Background: COVID-19 has had an impact on all sectors of society. However, the impacts on police personnel has not been discussed enough. This study aims to identify the effects that COVID-19 lockdown duties had on the police personnel of Eluru, India. **Results:** Among the total respondents, 30.4% of the total respondents have significant levels of stress and 17.07% have significant levels of anxiety. Psychological impact had a positive correlation with gender, marital status and age group. Females, married officers and officers in older age groups were found to have higher levels of anxiety. Majority of the respondents got 7 hours or more sleep. The police regularly use stimulants with tea being the most common (84.1%), drinking an avg. 2 cups per day. This study found no correlation between BMI, presence of comorbidity (Hypertension, Diabetes Mellitus), and the sleeping habits with psychological impact; however, there was a notable increase in the blood pressure and blood sugar levels post-lockdown. **Conclusion:** Due to the retrospective nature of the study, the police personnel of Eluru have grown accustomed to the lockdown duties and appear to have developed coping mechanisms. Regardless, it is recommended to encourage further studies regarding the health of police officers and the COVID-19 impacts on the health of police personnel.

Key Words: COVID-19, Police Personnel, Mental Health, Lockdown Duties (Source: MeSH-NLM).

Introduction

COVID-19 is caused by the novel coronavirus, SARS-CoV-2. WHO first learned of this new virus on 31 December 2019, following a report of a cluster of cases of 'viral pneumonia' in Wuhan, People's Republic of China.¹ The lockdown due to COVID-19 has affected individuals from all walks of life, both in terms of mental and physical health. Increased levels of stress, depression and anxiety were observed during the pandemic.²

Stress is associated with chronic musculoskeletal pain, hypertension, heart attacks, and peptic ulcers and thus, this negative impact on mental health can cause subsequent effects on the physical and physiological health.³ Sleep disorders due to the pandemic are also being observed, as shown by Iagnoli et. al., which in turn, are both cause and complications of various health disorders.⁴ The effects of the pandemic can especially be seen in the frontline workers, who were more exposed to the virus. While there is much literature regarding the health effects on healthcare workers, not much information is available regarding the impacts on police personnel and law enforcement officials, who were also placed at the frontline during the pandemic. These officers are already exposed to a number of occupational stressors such as long working hours, violence, confrontation, etc. on a daily basis, all of which are causative factors for a number of mental health issues such as stress, anxiety, depression and sleep disorders. Police officers also suffer

from a number of physical and physiological problems such as cardiovascular disease, gastric ulcers, musculoskeletal problems, etc. Due to COVID-19, police personnel faced the additional stress of maintaining law and order while being exposed to the virus, thus causing and further exacerbating their mental and physical health issues.

In India, the training of police personnel includes dealing with natural and man-made disasters. However, there was little emphasis on pandemic control. As a result, the onset of the COVID-19 pandemic has required the police to assume a number of unconventional responsibilities, such as creating social awareness, checking on public mask usage, monitoring check posts and COVID-19 infection hotspots, ensuring lockdown and containment, and other essential services.⁵ More importantly, the police force has been working under life-threatening conditions, since many of them do not have access to personal protection equipment (PPE). They risk catching the infection, taking it home and exposing their family. These duties, along with demanding work conditions and the added fear of contracting the virus can be considered as additional sources of occupational stress among the Indian police personnel.^{6,7} Moreover, there have been an increasing number of aggravated assaults by the public, with about 260 policemen being injured in various incidents since the onset of the pandemic.⁸ In many instances the police personnel have been attacked by dangerous weapons, hurled abuse and

¹ Intern, Alluri Sita Ramaraju Academy of Medical Sciences, Eluru, India.

About the Author: Dr. Anjali Mediboina is currently in her internship year at Alluri Sita Ramaraju Academy of Medical Sciences, Eluru, India. She is also a recipient of the Dr. NTRUHS UG-Student Research Scholarship.

Correspondence:

Anjali Mediboina.

Address: Malkapuram, West Godavari NH-5, Vijayawada, Visakapatnam Road, Eluru,
Andhra Pradesh 534005, India

Email: anjalimediboina@gmail.com

Editor: Francisco J. Bonilla-Escobar
Student Editors: Ahmed Nahian & Lourdes
Adriana Medina-Gaona
Copyeditor: Emmanuel Phiri
Proofreader: Amy Phelan
Layout Editor: Ana Maria Morales

Submission: Apr 5, 2022
Revisions: Mar 3, 2023, May 22, 2023
Responses: Mar 12, 2023, May 24, 2023
Acceptance: Jun 1, 2023
Publication: Jun 26, 2023
Process: Peer-reviewed

stoned at a number of places. Such incidents are causing concerns over the protection at work, and can lead to increased psychological distress. Aside from psychological effects, there are negative physical effects as well; for example, it has been reported that the sleep cycle and sleep quality of the police personnel has been negatively impacted due to the lockdown duties.⁹

There are limited studies on the effects of the pandemic on police personnel of India, especially in a rural setting. Thus, the rationale of this study is to identify the various effects of the COVID-19 lockdown on the police personnel of the Eluru City of West Godavari District in Andhra Pradesh State, India. The observations and results of this study can be further used to formulate interventions and awareness programs such as training, counseling, and environmental workplace changes as needed for the police personnel to ensure optimum well-being in all aspects of their health.

Aims and Objectives

- This study aims to identify the effects of the lockdown duties on the mental health and physical health of the police personnel in Eluru, Andhra Pradesh.
- To evaluate the health conditions of the police personnel, and if any health problems were aggravated due to the lockdown duties.
- The study also aims to identify any correlation between socio-demographic factors with the psychological impact and between the physical factors and the psychological impact.

Methods

Study Design

This study is an analytical cross-sectional study and meets the STROBE guidelines.

Study Setting and Population

All the police personnel available in the substations of Eluru, Andhra Pradesh were approached to be a part of the study. A total of 82 personnel were available and willing to give consent during the period of data collection.

Study Period

The data collection took place for duration of 2 months, starting from mid-August and was completed mid-October, 2021.

Inclusion and Exclusion Criteria

All Police Personnel who were willing to participate and give consent were included in the study, while police personnel who were on leave during the period of data collection were excluded.

Study Tools

A pre-designed and pre-validated questionnaire was administered to collect data regarding socio-demographic profile, blood pressure and blood sugar levels, sleep schedule and

any existing comorbidities. The blood pressure and sugar levels were checked using BP apparatus and Glucometer, respectively. The Depression, Anxiety, Stress Scale-21 (DASS-21) is a validated questionnaire containing a set of three self-report scales designed to measure the emotional states of depression, anxiety and stress. Each of the three DASS-21 scales contains 7 items, divided into subscales with similar content, to assess depression, anxiety and stress. Overall score is calculated by summing the scores for the relevant items.¹⁰

Data Entry and Analysis

The data was entered in Microsoft Excel 2010 and processed in SPSS version 20. All the quantitative variables are expressed as means and frequencies as percentages. The scores of DASS-21 subscales were expressed as mean and standard deviation (SD). Association analysis using the Chi-square test was performed. P value < 0.05 was considered statistically significant.

Ethical Issues

The study was conducted after taking necessary permissions from the following authorities: Superintendent of Police, West Godavari District, Andhra Pradesh, and the Institutional Ethics Committee of Alluri Sita Ramaraju Academy of Medical Sciences, Eluru. The study did not involve any invasive procedures. Participant were not forced to take part in the study against their wish. The individual data obtained was kept confidential. The names of the participants were not used for identification during data entry, and instead an ID was assigned to each participant.

Results

During the survey period, a total of 82 responses were collected during the survey period, i.e., from mid-August to mid-October. The mean age of the participants was 37 years. The majority of the participants (n=68) were males and married (n=53).

Prevalence of Stress, Anxiety, Depression among the Police Personnel on Lockdown Duty during COVID-19 Pandemic

Respondents' depression, anxiety and stress levels were measured using DASS-21 scale and revealed a sample mean score of 4.10 (SD=3.74).

Table 1. Socio-Demographic Profile.

Variables	Frequency/mean
Age	37.43
Gender	
Male	68
Female	14
Marital Status	
Unmarried	29
Married and without children	1
Married and with children	52

For the stress subscale 57 (69.5%), it reported normal scores (score <10); 23 (28%), mild stress signals (scores 11-18), 2 (2.4%), moderate stress signals (scores 19-26), and none reported severe to extremely severe stress signals (scores 27-42). For the anxiety subscale 68 (82.9%), it reported normal scores (score: 0-6); 2 (2.4%), mild anxiety symptoms (score: 7-9); 11 (13.4%), moderate anxiety symptoms (score: 10-14); and 1 (1.2%) reported severe to extremely severe anxiety symptoms (scores 15-42). For the depression subscale, all respondents were considered to have a normal score (0-9).

Table 2. Association of Socio-Demographic Factors with Psychological Impact.

Variable	n (%)	Normal (%)	Stress (%)	p-value*	Normal (%)	Anxiety (%)	p-value*
Gender				0.08			0.0003
Male	68 (82.9)	50 (73.5)	18 (26.4)		61 (89.7)	7 (10.3)	
Female	14 (17)	7 (50)	7 (50)		7 (50)	7 (50)	
Marital Status				0.00059			0.015
Married	53 (64.6)	30 (56.6)	23 (43.3)		40 (75.4)	13 (24.5)	
Unmarried	29 (32.9)	27 (93.1)	2 (6.9)		28 (96.5)	1 (3.5)	
Age				0.05943			0.00667
25-30	21 (25.6)	16 (76.2)	5 (23.8)		19 (90.4)	2 (9.6)	
30-35	18 (21.9)	16 (88.8)	2 (11.2)		17 (94.4)	1 (5.6)	
35-40	14 (17)	8 (57.1)	6 (42.9)		10 (71.4)	4 (28.6)	
40-45	5 (6)	2 (40)	3 (60)		4 (80)	1 (20)	
45-50	12 (14.6)	9 (75)	3 (25)		10 (83.3)	2 (16.7)	
50-55	9 (2.3)	3 (33.3)	6 (66.7)		3 (33.3)	6 (66.7)	
60-65	3 (3.6)	2 (66.7)	1 (33.3)		3 (100)	0 (0)	

Legend: *The Chi-square statistic is significant at $p < 0.05$ level.

Table 2 shows that male respondents had significantly lower scores for anxiety ($p=0.0003$). Unmarried respondents had significantly low stress ($p=0.00059$) and anxiety ($p=0.00667$) scores. 40-45 and 50-55 age groups showed significantly higher anxiety scores, while the other age groups showed lower anxiety scores. There is no significant correlation between gender and stress, and age groups and stress.

Table 3 tabulates the data collected regarding physical health. As observed, there is no significant relationship between the physical factors and psychological impact.

Effects of Lockdown Duty on Physical Health of Police Personnel

Common comorbidities diagnosed among the police personnel of Eluru prior to lockdown duties include hypertension ($n=10$),

Table 3. Association of Physical Health Factors with Psychological Impact.

Variable	n (%)	Normal (%)	Stress (%)	p-value*	Normal (%)	Anxiety (%)	p-value*
BMI				0.65			0.14
Normal Weight	70 (85.3)	49 (70)	21 (30)		60 (85.7)	10 (14.3)	
Overweight	8 (9.7)	6 (75)	2 (25)		6 (75)	2 (25)	
Obese	4 (4.8)	2 (50)	2 (50)		2 (50)	2 (50)	
Comorbidity				0.949			0.727
Hypertension	25 (30.4)	19 (76)	6 (24)		20 (80)	5 (20)	
Diabetes	13 (15.8)	10 (76.9)	3 (23.1)		11 (84.6)	2 (15.4)	
Time taken to fall asleep				0.429			0.1
Immediately	26 (31.7)	19 (73)	7 (27)		23 (88.4)	3 (11.6)	
5-10 minutes	3 (3.6)	1 (33.3)	2 (66.7)		2 (66.7)	1 (33.3)	
10 minutes	5 (6)	2 (40)	3 (60)		2 (40)	3 (60)	
30 minutes	28 (34.1)	19 (67.8)	9 (32.2)		23 (82.1)	5 (17.9)	
30 minutes-1 hour	12 (14.6)	9 (75)	3 (25)		9 (75)	3 (25)	
1 hour	8 (9.7)	4 (50)	4 (50)		8 (100)	0 (0)	

Legend: *The Chi-square statistic is significant at $p < 0.05$ level.

diabetes mellitus (Type 2) ($n=7$), hypotension ($n=4$) and hyperthyroidism ($n=2$), the latter two which are seen among the female officers.

At the time of collecting data, BP and post-prandial blood sugar levels were checked, with which several officers exhibiting hypertension ($n=25$) and diabetes mellitus (Type 2) ($n=13$) were identified.

Height and weight were also checked, with which BMI of the officers was calculated. The stress, anxiety and depression scores were then tabulated in comparison to their BMI levels.

Table 4. BMI Levels Compared to Frequency of Stress, Anxiety and Depression Levels Among the Police Personnel.

BMI Levels	Frequency of Stress	Frequency of Anxiety	Frequency of Depression
Normal Weight ($n=70$)	21	10	0
Overweight ($n=8$)	2	2	0
Obese ($n=4$)	2	2	0

Figure 1. Bar Graph Depicting Comorbidities Diagnosed Prior to Lockdown Duties.

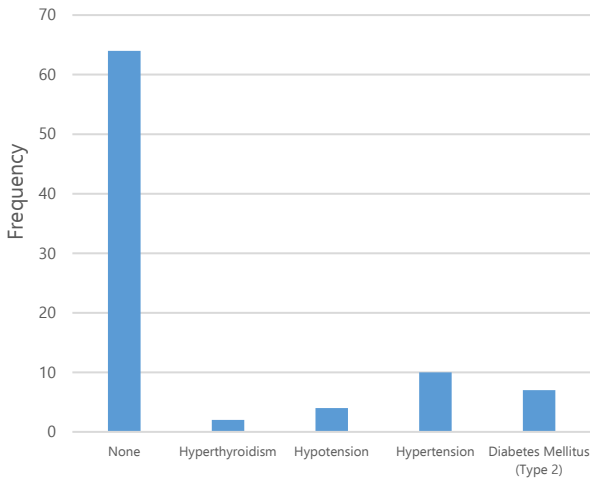
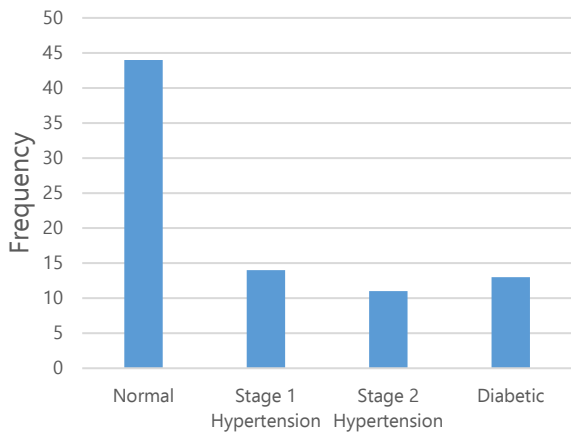


Figure 2. Bar Graph Depicting Hypertensive and Diabetic Levels among the Police Officers.



Data regarding the sleeping habits of the police personnel was collected. *Figure 4* depicts the amount of time taken to fall asleep, ranging from a few minutes to 1 hour with 31.7% being able to fall asleep immediately.

On average, police personnel got an average of 7 hours of sleep at night during lockdown duties, with 64.6% of personnel reporting 7 hours or more of sleep at night, as depicted in *Figure 5*.

Lastly, data regarding the stimulants used by the police personnel during lockdown duties was collected (*Table 3*), where “n” is the no. of people. Tea is the most common stimulant used, followed by cigarettes and coffee.

Number of cups of tea/coffee taken per day were also noted, as shown in *Figure 5*. On average, the respondents drink 2 cups per day. Those who take cigarettes reported smoking 1-2 cigarettes per day.

Table 5. Stimulants commonly used.

Stimulant	Frequency (n)
Coffee	16
Tea	69
Cigarettes	17
None	4

Figure 3. Bar Graph Depicting Time Taken to Fall Asleep during Lockdown Duties.

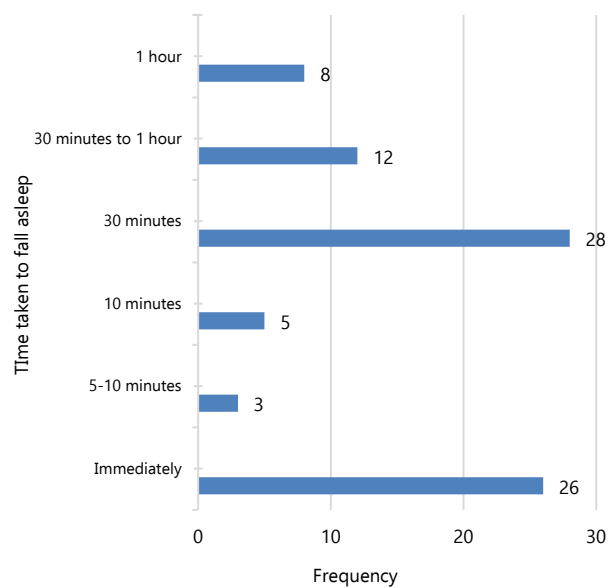


Figure 4. Bar Graph Depicting Hours Slept at Night during Lockdown Duties.

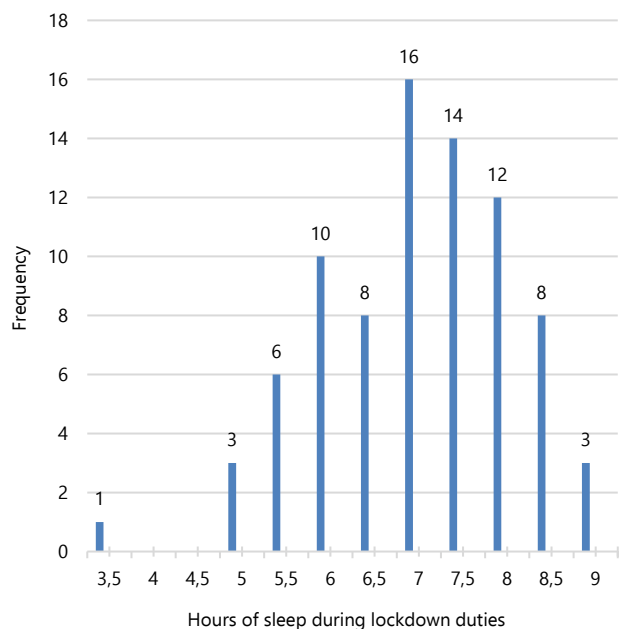
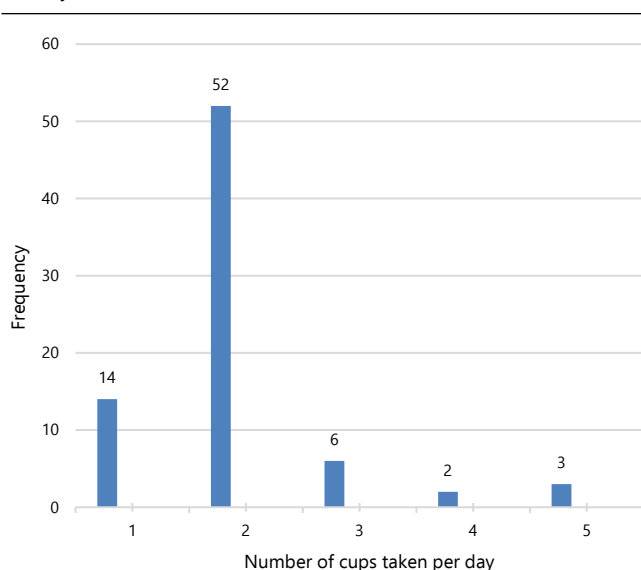


Figure 5. Bar Graph Depicting Number of Cups of Coffee/Tea Taken Per Day.



Discussion

This study revealed that overall, the police personnel of Eluru show significant levels of stress (30.4% of respondents) and anxiety (17.07% of respondents), but no significant levels of depression.

Females and older age groups showed higher levels of anxiety as compared to the male officers, which is in accordance with multiple studies such as those by Grover et. al., Hussain et. al, and Tsehay et. al, while no significant correlation was found between gender and age groups with stress.^{11,12,13} This could be attributed to the fact that females generally face lack of recognition from both their male colleagues and the general public and also face the strain of doing their household chores along with their police work. Females are also more likely to express fear of the virus,¹⁴⁻¹⁵ according to multiple studies, therefore contributing to higher anxiety levels.

Anxiety was also found to be highly significant in married officers, which could be due to the concern about being a source for infection of COVID-19 for family members, as stated by previous literature.

For the physical health parameters, the present study found no significant correlation between BMI and psychological impacts, which is in accordance with the study by Vancini et. al., who found that while police officers in Brazil presented with moderate levels of anxiety and mild depression, they found no significant differences between normal and excess weight groups.¹⁶

There was a notable increase in the blood pressure and blood sugar levels in the police personnel after the lockdown duties. A total of 10 respondents were known hypertensive, while 7 of the respondents were known diabetics, i.e. they were diagnosed prior to lockdown duties. At the time of data collection, however, it was observed that 25 respondents had hypertensive levels of blood pressure, and 13 respondents had diabetic levels of blood sugar;

thus indicating that there was a notable increase in the blood levels of the known cases, and an increase in the number of new cases of hypertension and diabetes mellitus (type 2) after lockdown duties.

However, the present study did not find any significant correlation via Chi-square test between hypertensive and diabetic states with stress and/or anxiety, which goes against previous literature. This could be due to the sample size of the study.

Sleep habits were found to be altered in many police officers during their lockdown duties, as reported by Arindam Dey et. al.¹⁵ In this present study, no significant correlation between the sleeping habits and psychological impact was found. Majority (64.6%) of the respondents reported getting 7 hours of sleep or more, which is the required amount. However, many police officers (58.5% of the respondents) reported taking around 30 minutes to an hour to fall asleep both during lockdown duties and at present. An inference can be made here that the prolonged time taken to fall asleep can be attributed to the occupational stressors police generally face, based on previous existing literature.

Limitations

The present study has several limitations. Firstly, Eluru is a small city, with only a small number of police personnel available. Furthermore, the study took place in the months of August, September and October 2021, more than one year after the initial lockdown duties. Thus, a majority of police personnel reported that they have grown accustomed to the stress and pressures of the COVID-19 duties, which could be the reason for the variations in the outcome of the study. Another limitation is the lack of traffic personnel in the respondents; studies by Hua Chen et. al., and Dey et. al., have reported that traffic police face significantly higher levels of mental and physical health problems among police personnel.^{17,18}

The lack of reported depression symptoms could be attributed to the stigma surrounding mental health issues still prevalent in India, especially in rural areas. Studies by Sneha et. al., Kallauri, and Guttikonda et. al., have all reported that people in rural areas tend to have low levels of awareness and knowledge regarding mental health illnesses, and thus view mental health issues to be shameful.^{19,20,21} Additionally, males have a low tendency to seek hospital care for health conditions, even more so in regards to mental health issues, which could further explain the decreased levels of psychological impacts in the present study.²¹

The low levels of stress and anxiety in the present study could also be attributed to positive coping mechanisms in the police personnel. Healthy coping mechanisms such as exercise, sleep, seeking support and religiosity have been shown to have positive outcomes with regard to perceived stress and anxiety. Moreover, positive work characteristics such as colleague support, supervisor support, supervisor relationship and work support were found to be inversely related to depression.²²

Conclusion

To summarize, there is a significant correlation between gender and psychological impact; with females showing higher levels of

anxiety than their male colleagues. There is a highly significant correlation between marital status and psychological impact; married personnel showed higher levels of stress and anxiety than unmarried personnel. There is also a significant correlation between age and psychological impact, with the older age groups of 50-55 showing higher levels of anxiety. This study also found no correlation between BMI, presence of comorbidity (hypertension, diabetes mellitus), and sleeping habits with psychological impact.

Despite the limitations, this study can play a role in contributing to the scientific literature on the effects of COVID-19 pandemic on police personnel in India, an area which is, at present, severely lacking. Further studies regarding the health of police officers and the COVID-19 impacts on the health of police personnel, especially the potential increase in incidence of mental health issues such as PTSD and burnout due to the pandemic, would be beneficial.

References

1. Coronaviruses. National Foundation for Infectious Diseases. [Internet]. Interpol.int. 2020. Available from: <https://www.interpol.int/en/How-we-work/COVID-19> Last Accessed October 25, 2021.
2. Tee ML, Tee CA, Anlacan JP, Alitame KJ, Reyes PW, Kuruchittham V, Ho RC. Psychological impact of COVID-19 pandemic in the Philippines. *J Affect Disord.* 2020;277:379-91.
3. <https://www.apa.org>. 2010. Stress effects on the body. [online] Available at: <https://www.apa.org/topics/stress/body>. Last Accessed 19 October 19, 2021.
4. Ingegnoli F, Buoli M, Posio C, Di Taranto R, Muscio AL, Cumbo E, Ostuzzi S, Caporali R. Covid-19 related poor mental health and sleep disorders in rheumatic patients: a citizen science project. *BMC Psychiatry.* 2021;21(1):385
5. Now, a handbook on COVID-19 'policing' [Internet]. The Hindu. 2021 Available from: <https://www.thehindu.com/news/national/telangana/now-a-handbook-on-covid-19-policing/article31822874.ece>. Last Accessed October 19, 2021.
6. Khadse P A, Gowda G S, Ganjekar S, Desai G, Murthy P. Mental Health Impact of COVID-19 on Police Personnel in India [Internet]. 2020 Available from: <https://www.ncbi.nlm.nih.gov/pmc/articles/PMC7735249/#bib1-0253717620963345>. Last Accessed February 19, 2021.
7. Singh S, Kumar Kar S. Sources of occupational stress in the police personnel of North India: An exploratory study [Internet]. 2015. Available from: <https://www.ijoem.com/article.asp?issn=0973-2284;year=2015;volume=19;issue=1;spage=56;epage=60;aulast=Singh>. Last Accessed 19 February 19, 2021.
8. COVID-19 RESOURCES [Internet]. Policefoundationindia.org. 2021. Available from: <https://www.policefoundationindia.org/covid-19-resources>. Last Accessed February 19, 2021.
9. COVID-19 pandemic lockdown-induced altered sleep/wake circadian rhythm, health complaints and stress among traffic police personnel in India [Internet]. Taylor & Francis. 2021. Available from: <https://www.tandfonline.com/doi/full/10.1080/07420528.2020.1831524>. Last Accessed February 19, 2021.
10. Lovibond PF, Lovibond SH. The structure of negative emotional states: Comparison of the depression anxiety stress scales (dass) with the beck depression and anxiety inventories. *Behav Res Ther.* 1995;33(3):335-43.
11. Grover S, Sahoo S, Dua D, Mehra A, Nehra R. Psychological impact of covid-19 duties during lockdown on police personnel and their perception about the behavior of the people: An exploratory study from india. *Int J Ment Health Addict.* 2022;20(2):831-42.
12. Husain W, Sajjad R. Depression, anxiety and stress among female and male police officers. *Pak. J. Clin. Psychol.* 2014;13(1)
13. Tsehay M, Necho M, Gelaye H, Beyene A, Birkie M. Generalized anxiety disorder, depressive symptoms, and sleep problem during covid-19 outbreak in ethiopia among police officers: a cross-sectional survey. *Front Psychol.* 2021;12:713954.
14. Al-Rabiaah A, Temsah MH, Al-Eyadhy AA, Hasan GM, Al-Zamil F, Al-Subaie S, Alsohime F, Jamal A, Alhaboob A, Al-Saadi B, Somily AM. Middle East Respiratory Syndrome-Corona Virus (MERS-CoV) associated stress among medical students at a university teaching hospital in Saudi Arabia. *J Infect Public Health.* 2020;13(5):687-91.
15. Sloan MM, Haner M, Graham A, Cullen FT, Pickett JT, Jonson CL. Pandemic emotions: The extent, correlates, and mental health consequences of fear of COVID-19. *Sociol. Spectr.* 2021;41(5):369-86.
16. Vancini RL, de Lira CA, Anceschi SA, Rosa AV, Lima-Leopoldo AP, Leopoldo AS, Rufo-Tavares W, Andrade MS, Nikolaidis PT, Rosemann T, Knechtel B. Anxiety, depression symptoms, and physical activity levels of eutrophic and excess-weight Brazilian elite police officers: a preliminary study. *Psychol Res Behav Manag.* 2018;11:589-95.
17. Dey A, Majumdar P, Saha A, Sahu S. COVID-19 pandemic lockdown-induced altered sleep/wake circadian rhythm, health complaints and stress among traffic police personnel in India. *Chronobiol Int.* 2021;38(1):140-8.
18. Chen IH, Lin CY, Zheng X, Griffiths MD. Assessing mental health for China's police: psychometric features of the Self-Rating Depression Scale and Symptom Checklist 90-Revised. *Int J Environ Res Public Health.* 2020;17(8):2737.
19. Sneha CR, Reddy MM, Nongmeikapam M, Narayana JS. Awareness and attitude toward mental illness among a rural population in Kolar. *Indian J. Soc. Psychiatry.* 2019;35(1):69.
20. Kallakuri S, Kaur A, Hackett ML, Maulik PK. Operational challenges in the implementation of an anti-stigma campaign in rural Andhra Pradesh, India. *Journal of Public Health. J Public Health (Oxf).* 2021;43(Suppl 2):ii26-34.
21. Guttikonda A, Shajan AM, Hephzibah A, Jones AS, Susanna J, Neethu S, Poornima S, Jala SM, Arputharaj D, John D, Natta N. Perceived stigma regarding mental illnesses among rural adults in Vellore, Tamil Nadu, South India. *Indian J Psychol Med.* 2019;41(2):173-7.
22. Alosaimi FD, Al-Sultan OA, Alghamdi QA, Almohaimeed IK, Alqannas SI. Gender-specific differences in depression and anxiety symptoms and help-seeking behavior among gastroenterology patients in Riyadh, Saudi Arabia. *Neurosciences (Riyadh).* 2014;19(3):203-9.

Acknowledgments

The authors would like to acknowledge Dr. N. Partha Sarathy for his mentorship, guidance and support. The authors would also like to acknowledge Dr. Pavan Kumar, Dr. Rajashekar, Dr. Mounica, Dr. Reshma, Dr. Chandana and Dr. Priyanka, for their assistance with data collection and analysis.

Conflict of Interest Statement & Funding

The author has no conflict of interest to disclose. This study was funded by Dr. NTR University of Health Sciences.

Author Contributions

Conceptualization: AM; Methodology: AM, MB; Software: AM; Validation: AM; Formal Analysis: AM; Data Curation: MB, AM; Resources: AM, MB; Writing – Original Draft: AM, MB; Writing – Review and Editing: AM, MB; Project Administration: AM; Funding Acquisition: AM.

Cite as

Mediboina A, Bhupathi M. Effect of COVID-19 Lockdown on Health of Police Personnel in Eluru, Andhra Pradesh. Int J Med Stud. 2023 Apr-Jun;11(2):107-13.

This work is licensed under a [Creative Commons Attribution 4.0 International License](#)

ISSN 2076-6327

This journal is published by [Pitt Open Library Publishing](#)

